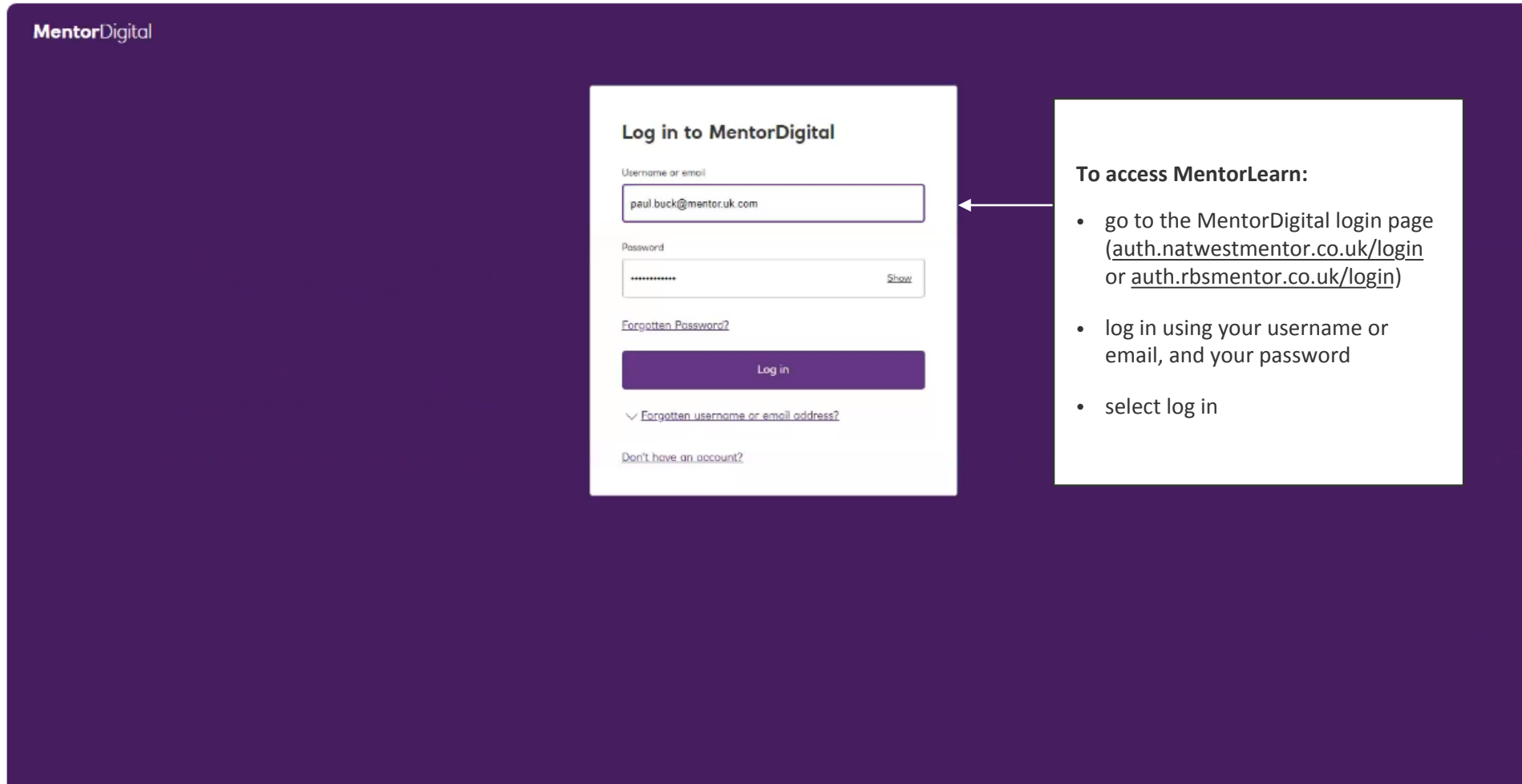


How to log in to MentorLearn

Log in to MentorDigital



The image shows a screenshot of the MentorDigital login page. The page has a dark purple header with the 'MentorDigital' logo in the top left corner. The main content area is white and contains the following elements:

- Log in to MentorDigital** (Section Header)
- Username or email** field: A text input box containing 'paul.buck@mentor.uk.com'.
- Password** field: A text input box with masked characters (dots) and a 'Show' link to the right.
- Forgotten Password?** link: A blue text link.
- Log in** button: A dark purple button with white text.
- Forgotten username or email address?** link: A blue text link with a small downward arrow icon.
- Don't have an account?** link: A blue text link.

To the right of the login form is a white box with a dark purple border containing the following instructions:

To access MentorLearn:

- go to the MentorDigital login page (auth.natwestmentor.co.uk/login or auth.rbsmentor.co.uk/login)
- log in using your username or email, and your password
- select log in

A white arrow points from the 'Log in' button in the screenshot to the 'select log in' instruction in the list.

Select MentorLearn tile



Dashboard

Please be aware that MentorDigital will be unavailable from 6pm Friday 1 April to 8am Monday 4 April for essential maintenance. We apologise for any inconvenience caused.





Welcome to MentorDigital

Get instant access to help and advice with handy tools, useful resources and step-by-step guidance.



Getting started

- Create your account
- Browse our downloadable documents
- See what employment law advice we offer
- Add your employees

 <p>MentorLive Manage your HR with tools, resources and guidance.</p>	 <p>MentorAdvice Get expert employment law and HR advice.</p>	 <p>MentorDocs Access employment law, H&S, and environment templates.</p>	 <p>CompanyDocs Access employee handbook, contracts, and safety, health and environment documents.</p>
---	---	---	--

Select the MentorLearn tile from the MentorDigital dashboard.



MentorLearn
Find training and eLearning



MentorH&S
Conduct risk assessments and



COVID-19Hub
Get the latest advice and

MentorLearn homepage

The screenshot shows the MentorLearn homepage for user Nelson Mata. At the top left is the "MentorLearn" logo. At the top right are icons for search, email, user profile, and a menu. A large banner features an illustration of two people talking and the text "Welcome, Nelson Mata" with the tagline "We are happy you stopped by." Below the banner are three main navigation cards: "Resume" (Business communication), "My Courses" (See courses you are enrolled in), and "Catalogue" (See a complete list of available courses). Below these are four smaller utility cards: "Inbox" (Your priority messages, currently empty), "Frequently Asked Questions" (The answers to your questions, with two questions listed), "Resources" (Browse or download resources), and "Calendar" (See your scheduled events). At the bottom left, a "Resume Courses" section shows a card for "Business communication Online Course" with a play button icon.

MentorLearn

This is your MentorLearn homepage from which you can access your learning.

Welcome, Nelson Mata
We are happy you stopped by.

Resume
Business communication

My Courses
See courses you are enrolled in

Catalogue
See a complete list of available courses

Inbox
Your priority messages
You currently have no messages.

Frequently Asked Questions
The answers to your questions
How can I get a report of who has done what course and when?
Can a learner complete a course more than once?

Resources
Browse or download resources

Calendar
See your scheduled events

Resume Courses

Business communication
Online Course